



CRUISERS YACHTS

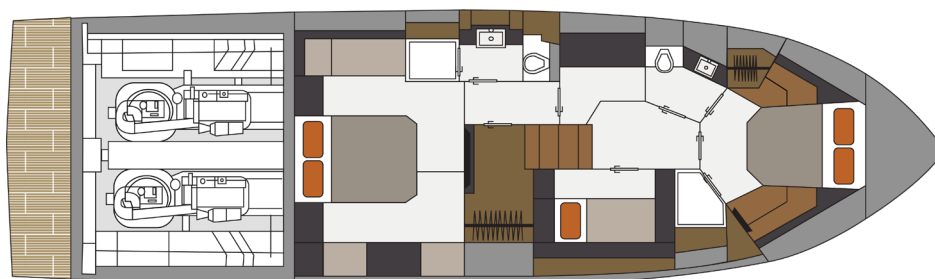
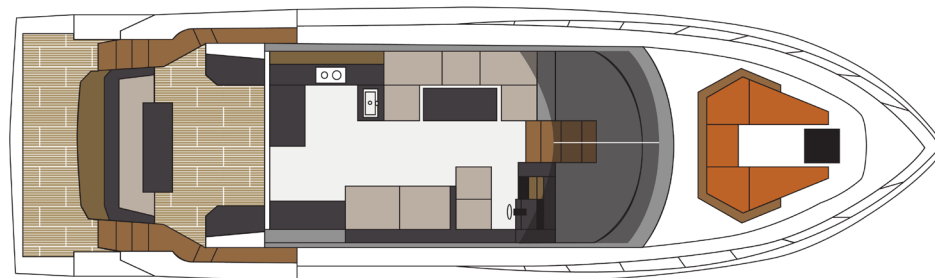
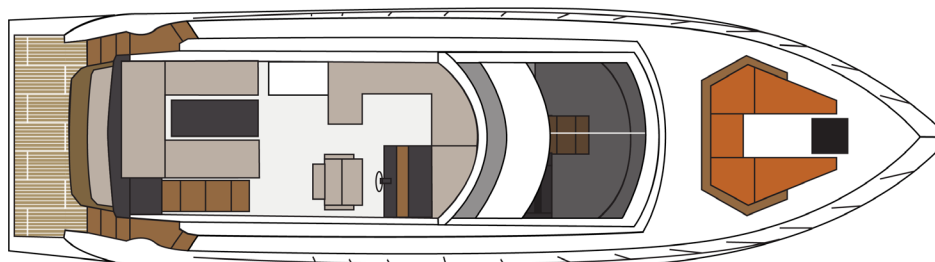
# 54 FLY





# 54<sup>FLY</sup>

The one yacht that single handedly changes the game for you. Introducing the unequalled 54 Fly. Every refined space, each bold feature and amenity seems to have been designed and customized from your life-long wish list. Perfect in its fusion of dimension, performance and lifestyle, the 54 Fly was created expressly for entertaining those closest to you. And offers timeless styling and limitless views.



## Specifications

	IMPERIAL	METRIC
LOA	53' 7"	16,33 m
BEAM	15' 6"	4,7 m
BRIDGE CLEARANCE (TOP OF MAST LIGHT)	22' 4"	6,8 m
DRAFT – FULL LOAD	49.5"	1,26 m
FUEL CAPACITY	500 gal	1892 L
WATER CAPACITY	150 gal	568 L
WASTE CAPACITY	70 gal	265 L
WEIGHT – DIESEL (DRY)	45,900 lbs	20819 kg

\*\*\* Weight, Bridge Clearance, Draft subject to change \*\*\*

\*\*\* Consumable liquids may be less than max capacity \*\*\*



**BRIDGE** – The incredible views from the bridge are not limited to the horizon. The bridge features a sleek hardtop, chic companion lounge port, and an inviting U-shaped dinette – complete with refrigerator, grill and wet bar.

**COCKPIT** – Dual entry from the swim platform is outfitted with a U-shaped seating area with optional bar stools facing the galley. The wet bar is located on the port side.



**UPPER SALON** – The cockpit, galley, salon and helm stations are all conveniently integrated on one level. This ensures that everyone experiences the inspiring memories you create on your 54 Fly. Dining accommodates four to six guests.

**GALLEY** – Entertaining guests is a pleasure in the well-equipped galley. Plus, you can retract the stainless steel patio door and power-actuated window to include everyone in the party.

**HELM** – The helm provides both exceptional comfort and control, with bench-style seating and instrumentation with advanced technology.



**MASTER STATEROOM** – Below deck, expansive hull side windows immerse the full-beam master stateroom in natural light. The master stateroom features all the privacy and comforts you want, including a convenient breakfast nook for two, plus a master head with walk-in shower and an entertainment center.

**VIP STATEROOM** – The VIP Stateroom features a queen-sized berth and a separate walk-in shower. Slipping into the walk-around queen berth while taking in the sunset through the panoramic windows will give your guests the weekend escape they've been longing for.

**THIRD STATEROOM OPTION** – What best suits your needs? Choose a midship salon with a sofa or a twin bunk stateroom, with TV and ample storage.







# 54 FLY

## Standard Features

### Engine Option

Volvo D8, 800 IPS, DPS, EVC, 600 HP

#### HULL COLOR

White

#### INTERIOR COLOR

Sail White

#### WEATHER COVERS

Bow Seat Covers  
Cockpit Seat Covers  
Windshield Sun Screen  
Colors – White or Black

#### COCKPIT SEATING COLOR

Pearl White

#### INTERIOR WOOD

Ebony Oak

#### INSTRUMENTS

Compass  
Glass Cockpit  
Helm Seat w/ Companion  
Horn  
Instrumentation  
Remote Spotlight  
Volvo DPS (Digital Positioning System)  
Volvo IPS Diesel  
Volvo IPS Joystick

#### MECHANICAL

AC/DC Panel w/ Voltmeters  
ACR – Auto Charging Relay  
Air Conditioning  
50 lbs Anchor w/ 200' 3/8 HS Chain  
Auto Stabilizing System, 110-230 VAC  
Battery Charging System & Monitor  
Battery Parallel Switch  
Bilge Coating, White  
Bilge Pumps (3), w/ High Water Alarms  
Bonding Systems w/ Transom Zinc  
Bronze Seacocks and Thru Hulls  
On All Underwater Fittings  
Dockside Power – Single 50 Amp Service  
Engine Room Blowers  
Fire Extinguisher, Automatic  
Fire Extinguishers (4)  
Generator – 17 kW Onan Diesel Genset  
Generator – Remote Start / Stop  
Ground Fault Interrupt Outlet  
LED Lights  
Master Panel, AC w/ Voltmeters  
Seawater Strainers  
Swim Platform w/ Hydraulic Lift  
Tilt Steering Wheel  
Trim Tabs

#### FLYBRIDGE

Courtesy Lighting  
Double Wide Helm, Starboard  
Fiberglass Hardtop  
Joystick  
L-Shaped Seating, Forward Port  
Storage, Beneath Seating  
Teak Table, Aft  
U-Shaped Seating, Aft  
USB Charging Port  
Volvo Engine Data  
Wet Bar

#### MAIN DECK

Anchor Roller  
Boarding Gate – Transom (2) and  
Side Deck Walkways (2)  
Bottom Paint, Anti-Fouling  
Bow Rail, Welded Stainless Steel  
Bow Shade  
Cockpit Lines Storage  
(Underneath Cockpit Seats)  
Cockpit Shower  
Dockside Water Hookup  
Fiberglass Cockpit, Self Draining  
Gunwale Molding, Stainless Steel  
Hardware, Deck Cleats 10"  
Hatch – Bow w/ Screen and Shade  
Swim Platform w/ Boarding Ladder  
U-Shaped Aft Cockpit Seating  
Windlass  
Windshield Wipers w/ Washdown  
Woven Mat Cockpit Flooring

#### GALLEY / SALON

Cockpit to Salon Entry – Single Level  
Door, Bi-Fold w/ Powered Window  
Exhaust Fan, Galley  
Flooring, Amtico  
Freezer / Ice Maker, Starboard Galley  
Fridge, Port Galley  
Galley Countertop, Solid Surface  
Ice Maker, Starboard Galley  
Microwave / Convection Oven  
Opening Salon Windows w/ Blinds  
Opening Sunroof, Motorized  
Panoramic View Windows  
Salon Seating, U-Shaped Dinette  
w/ Opposed Bench Seating  
Salon TV and Stereo w/ HDMI Outlet  
Stainless Steel Sink w/ Designer Faucet  
Stove, Electric, 2 Burner

#### ACCOMMODATIONS LEVEL

Carpet  
Day Head w/ Private VIP Stateroom Access  
w/ Seperate Adjoining Shower  
Flooring, Amtico, Lower Salon, Ebony Oak  
Master Stateroom, Clothes Locker  
Master Stateroom, Drawer Storage  
Master Stateroom, Head w/ Seperate  
Adjoining Shower  
Master Stateroom, Seating Area  
Master Stateroom, TV & Stereo w/ HDMI  
Master Stateroom, Queen Size Berth  
Third Stateroom  
Third Stateroom TV, 24", Mocha Oak  
VIP Stateroom TV, 28", Mocha Oak  
VIP Stateroom, Queen Size Berth  
Windows – Heads, Opening  
Windows – Master, Large Fixed Glass  
w/ Opening  
Windows – VIP, Large Fixed Glass  
w/ Opening